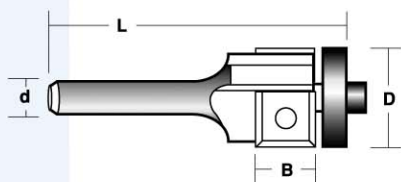


FLUSH TRIMMING BITS

ONE BEARING

TWO FLUTES



TWO FLUTE

All sizes in millimetres

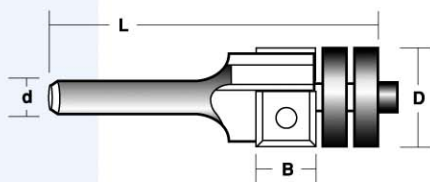
Part No.	D	B	L	d	INSERT NO.
R 1912 B	19	12	57	6.35	PL 12 12 1.5
R 1912 B 1/2	19	12	65	12.7	PL 12 12 1.5

Replacement bearing TB-5

FLUSH TRIMMING BITS

DOUBLE BEARING

TWO FLUTES



TWO FLUTE

All sizes in millimetres

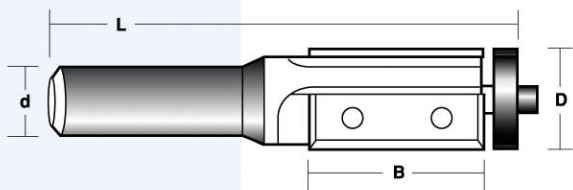
Part No.	D	B	L	d	INSERT NO.
R 1912 BB	19	12	61	6.35	PL 12 12 1.5
R 1912 BB 1/2	19	12	69	12.7	PL 12 12 1.5

Replacement bearing TB-5

FLUSH TRIMMING BITS

ONE BEARING

TWO FLUTES



TWO FLUTE

All sizes in millimetres

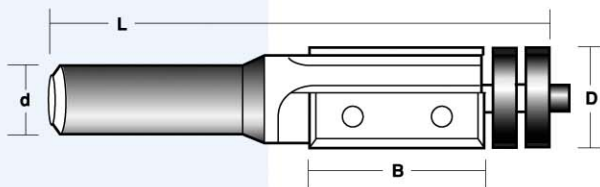
Part No.	D	B	L	d	INSERT NO.
R 1930 B 1/2	19	30	82	12.7	PL 30 12 1.5
R 1940 B 1/2	19	40	93	12.7	PL 40 12 1.5

Replacement bearing TB-5

FLUSH TRIMMING BITS

DOUBLE BEARING

TWO FLUTES



TWO FLUTE

All sizes in millimetres

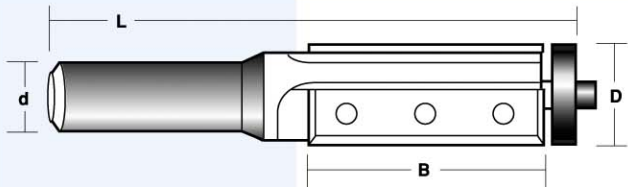
Part No.	D	B	L	d	INSERT NO.
R 1930 BB 1/2	19	30	93	12.7	PL 30 12 1.5
R 1940 BB 1/2	19	40	105	12.7	PL 40 12 1.5

Replacement bearing TB-5

FLUSH TRIMMING BITS

ONE BEARING

TWO FLUTES



TWO FLUTE

All sizes in millimetres

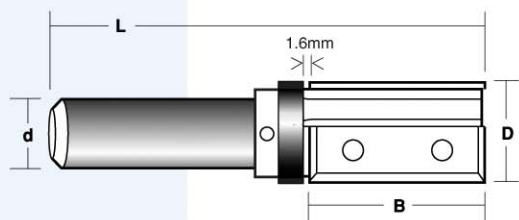
Part No.	D	B	L	d	INSERT NO.
R 1950 B 1/2 -3	19	50	100	12.7	PL 50 12 1.5

NOTE: 3 Hole Fixing.
3 Hole Inserts used for greater support.

Replacement bearing TB-5

INVERTED FLUSH TRIMMING BITS

TWO FLUTES



TWO FLUTE

All sizes in millimetres

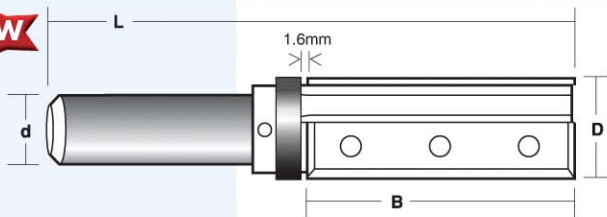
Part No.	D	B	L	d	INSERT NO.	REPLACE. BEARINGS
RV 1930 B 1/2	19.05	30	78	12.7	PL 29.5 12 1.5 EC	TB-4
RV 1940 B 1/2	19.05	40	88	12.7	PL 39.5 12 1.5 EC	TB-4
RV 2440 B 1/2	24.0	40	88	12.7	PL 39.5 12 1.5 EC	TB-20
RV 2830 B 1/2	28.6	30	78	12.7	PL 29.5 12 1.5 EC	TB-18
RV 2840 B 1/2	28.6	40	88	12.7	PL 39.5 12 1.5 EC	TB-18
RV 2850 B 1/2 -2	28.6	50	98	12.7	PL 49.5 12 1.5 EC	TB-18

Supplied with End Cutting Inserts when new.

INVERTED FLUSH TRIMMING BITS

TWO FLUTES

NEW



TWO FLUTE

All sizes in millimetres

Part No.	D	B	L	d	INSERT NO.	REPLACE. BEARINGS
RV 1950 B 1/2 -3	19.05	50	98	12.7	PL 50 12 1.7 EC	TB-4
RV 2450 B 1/2 -3	24	50	98	12.7	PL 50 12 1.7 EC	TB-20

IMPORTANT - WHEN LOCATING INSERTS : HOLD INSERTS FIRMLY INTO POCKET WHEN TIGHTENING SCREWS

NOTE: Part No's include cutter bodies complete with Inserts, Screws and Torx Key. Bearing if applicable. End Cutting Inserts, have End Cutting Clearance.

