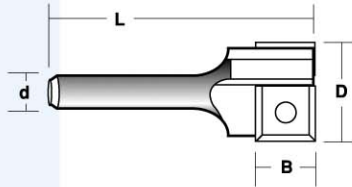


Replaceable Insert ROUTER BITS



STRAIGHT BITS

TWO FLUTES



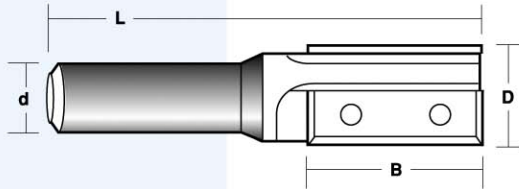
TWO FLUTE

All sizes in millimetres

Part No.	D	B	L	d	INSERT NO.
R 1912	19	12	48	6.35	PL 12 12 1.5
R 1912 1/2	19	12	58	12.7	PL 12 12 1.5

STRAIGHT BITS

TWO FLUTES



TWO FLUTE

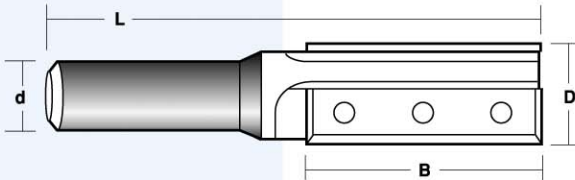
All sizes in millimetres

Part No.	D	B	L	d	INSERT NO.
R 1830 1/2	18	30	75	12.7	PL 29.5 12 1.5 EC
R 1830 .16	18	30	75	16.0	PL 29.5 12 1.5 EC
R 1840 1/2	18	40	80	12.7	PL 39.5 12 1.5 EC
R 1930 1/2	19	30	75	12.7	PL 29.5 12 1.5 EC
R 1930 .16	19	30	75	16	PL 29.5 12 1.5 EC
R 1940 1/2	19	40	84	12.7	PL 39.5 12 1.5 EC
R 1950 1/2 -2	19	50	94	12.7	PL 49.5 12 1.5 EC
R 2030 1/2	20	30	85	12.7	PL 29.5 12 1.5 EC
R 2030 .16	20	30	85	16	PL 29.5 12 1.5 EC
R 2040 1/2	20	40	85	12.7	PL 39.5 12 1.5 EC
R 2040 .16	20	40	85	16	PL 39.5 12 1.5 EC

- Use End Cutting Inserts for Rebating and Grooving.
- Supplied with End Cutting Inserts when New.

STRAIGHT BITS

TWO FLUTES



TWO FLUTE

All sizes in millimetres

Part No.	D	B	L	d	INSERT NO.
R 1850 1/2 -3	18	50	94	12.7	PL 50 12 1.7 EC
R 1950 1/2 -3	19	50	94	12.7	PL 50 12 1.7 EC
R 1950 .16 -3	19	50	94	16	PL 50 12 1.7 EC

Note: 3 Hole Fixing.
(3 Hole Inserts used for greater support.)

- Use End Cutting Inserts for Rebating and Grooving.
- Supplied with End Cutting Inserts when new.

IMPORTANT – WHEN LOCATING INSERTS : HOLD INSERTS FIRMLY INTO POCKET WHEN TIGHTENING SCREWS

NOTE: Part No's include cutter bodies complete with Inserts, Screws and Torx Key. Bearing if applicable. End Cutting Inserts, have End Cutting Clearance.

