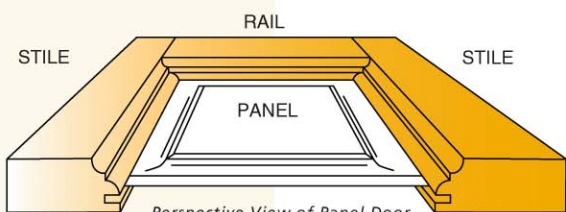
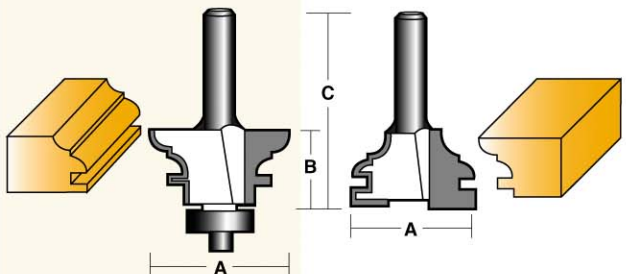


FOR BOTH RAIL AND STILE

PANEL DOOR BITS

The TPD 1B-1/2 and TPD 2-1/2 are manufactured as matched sets in order that the rail and stile fit together as perfect joints. The TPD 1B-1/2 now has a ball bearing guide ensuring simpler set ups for professional results. Arches on your cupboard doors are now much easier to achieve.



PANEL GROOVE: 4 mm



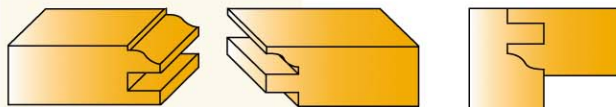
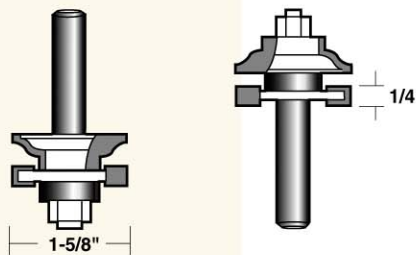
CARBIDE TIPPED - TWO FLUTES TWO BIT SET
12.7mm (1/2") SHANK

PART No.	A	B	C
	mm	mm	mm
TPD 1 B 1/2	55	29	94
TPD 2 1/2	54	25	76

WOOD THICKNESS
Min: 20 mm
Max: 25 mm

Replacement Ball Bearing TB17.

REVERSIBLE PANEL DOOR BITS



PART No. TPDR 10 B 1/2

ALTERNATIVE USE

CARBIDE TIPPED - TWO FLUTES WITH BALL BEARING GUIDE

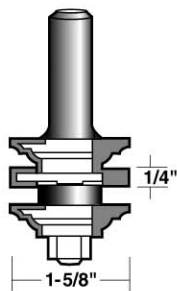
Replacement Ball Bearing TB12
Replacement Grooving Cutter TPDG 9
Replacement Arbor TA6

Wood Thickness
Min: 16mm
Max: 20mm

YOUR CHOICE OF ANY COMPLETE PROFILE ASSEMBLIES

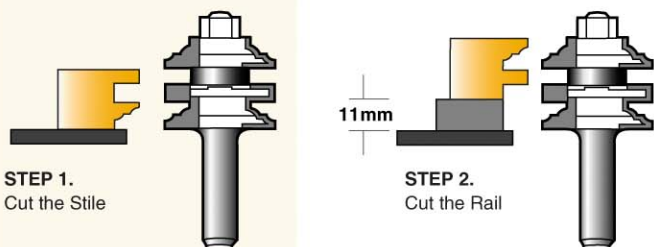
STACKED STILE AND RAIL ASSEMBLIES

Now you can machine stile and rail with just one bit without having to adjust and switch, reverse or remove the bit from your router. Designed for use in your router table, this bit will machine 16mm to 20mm material. Ball bearing guide allows you to do odd shapes such as arches or cathedral pattern doors. Assembly feature allows any cutter to be removed for economical repair, sharpening, or replacement. Also makes glass door and tongue and groove joints.

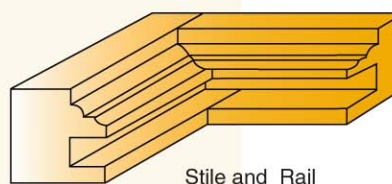


PART No. TPDS 11 B 1/2

TWO FLUTE, CARBIDE TIPPED, BALL BEARING GUIDE



Replacement Ball Bearing TB12, Replacement grooving Cutter TPDG 9.
Replacement Arbor TA20



PROFILER	PART NUMBERS		
	REVERSIBLE	STACKED STILE AND RAIL	COMMON PROFILE CUTTER
OGEE 	TPDR 10 B 1/2	TPDS 10 B 1/2	TPDC 10
CLASSICAL 	TPDR 11 B 1/2	TPDS 11 B 1/2	TPDC 11
TRADITIONAL 	TPDR 12 B 1/2	TPDS 12 B 1/2	TPDC 12
STRAIGHT 	TPDR 13 B 1/2	TPDS 13 B 1/2	TPDC 13